







7 SERIES

<http://tiny.cc/7seriesEN>

| | | | | |
|---|--|---|---|---|
|  TIPPING LOAD 1550* kg |  ENGINE POWER 35* hp |  SPEED 10-20* km/h |  FLOW RATE 68* l/min |  LIFT HEIGHT 2,9 m |
|---|--|---|---|---|

(*) 7.3S

| Model | 7.2 | 7.3+ | 7.3S (2 speed) |
|---|--|--|--|
| Engine | Yanmar 3TNV76 | Yanmar 3TNV82 | |
| Power (Iso Gross) | 28 HP | 35 HP | |
| Fuel | Diesel | | |
| Transmission | Hydrostatic | | |
| Drive speed (max.) | 11 km/h (6.8 mph) | 11 km/h (6.8 mph) | 10 - 20 km/h (6.2 - 12.4 mph) |
| Aux. hydraulics oil flow | 37 l/min (9,8 GPM) | 68 l/min (17.9 GPM) | |
| Max. lifting height | 2,90 m (114 in) | | |
| Tipping load, max ⁽¹⁾ | 1500 kg (3307 lbs) | 1550 kg (3417 lbs) | |
| Lifting capacity straight ⁽²⁾ | 1200 kg (2645 lbs) | 1240 kg (2734 lbs) | |
| Lifting capacity fully articulated ⁽³⁾ | 1020 kg (2249 lbs) | 1070 kg (2360 lbs) | |
| Breakout force / 50 cm | 1700 kg (3748 lbs) | | |
| Pushing force (c) | 1690 kgf (1690 kp) | | 2000 kgf (2000 kp) |
| Specific ground pressure (w/standard tires) | 1113 kg/m ² (228 lbs/sqft) | 1154 kg/m ² (236 lbs/sqft) | 1168 kg/m ² (239 lbs/sqft) |
| Turning radius: inside/outside | 825/2090 mm (32.5/82.3 in) | | |
| Standard tires (Tractor profile) | 23X10.50-12 | | |
| Weight | 1610 kg (3549 lbs) | 1670 kg (3682 lbs) | 1690 kg (3726 lbs) |
| Product Code | C962015 | C962005 | C962010 |
| Price | | | |

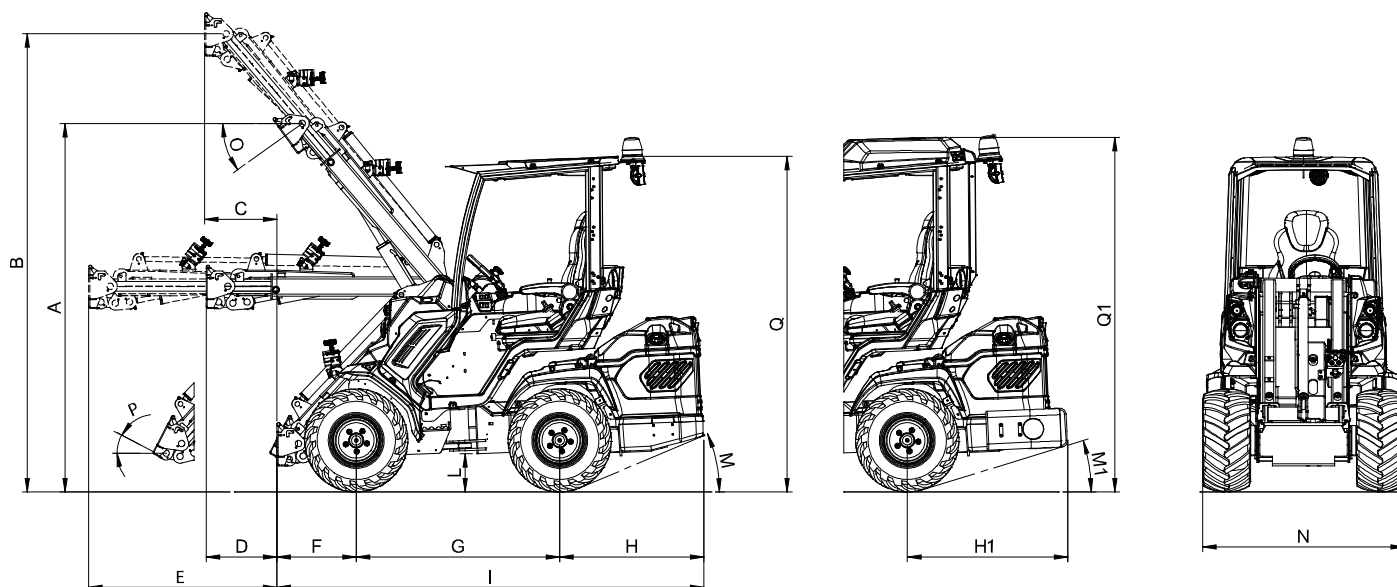
| Tires size | Width (N) | Height (Q) |
|-------------|-------------------|-------------------|
| 23X8.50-12 | 1070 mm (42.2 in) | 2020 mm (79.5 in) |
| 23X10.50-12 | 1130 mm (44.5 in) | 2020 mm (79.5 in) |
| 26X12.00-12 | 1280 mm (50.4 in) | 2040 mm (80.3 in) |
| 27X8.50-15 | 1070 mm (42.1 in) | 2080 mm (81.9 in) |
| 27X10.50-15 | 1150 mm (45.3 in) | 2080 mm (81.9 in) |

(1) Maximum load that can be lifted just off the ground when the machine is straight, with rear weights and boom not extended. Weight of attachment included.

(2) Machine straight, with rear weights and boom not extended. Weight of attachment is included. (80% of tipping load).

(3) Machine fully articulated, with rear weights and boom not extended. Weight of attachment is included.

7 SERIES - FEATURES AND OPTIONS



DIMENSIONS (mm / in)

| | | | |
|---|-------------|---|--------------|
| A - Pivot point height (not extended boom) | 2280 / 89.7 | I - Machine length | 2690 / 105.9 |
| B - Pivot point height (extended boom) | 2900 / 114 | L - Ground clearance | 210 / 8.3 |
| C - Outreach with lifted boom (extended boom) | 455 / 17.9 | M - Angle of departure (without rear weights) | 21° |
| D - Outreach with orizontal boom (not extended) | 445 / 17.5 | M1 - Angle of departure (with rear weights) | 20° |
| E - Outreach with orizontal boom (extended) | 1185 / 46.6 | N - Max width (with standard tires) | 1130 / 44.5 |
| F - Front length | 500 / 19.7 | O - Dump angle | 36° |
| G - Wheelbase | 1280 / 50.4 | P - Rollback angle | 29° |
| H - Rear length | 910 / 35.8 | Q - Height (with standard tires) | 2020 / 79.5 |
| H1 - Rear length (with rear weights) | 1010 / 39.7 | | |

Features

- Hi-Flow system (not available for 7.2)
- 4WD hydrostatic Direct Drive motors, proportional servo control
- DBS (Dynamic Block System)
- Torque divider (optional on 7.2)
- Self-levelling double-H telescopic boom
- 11-functions joystick (only 7.3+ and 7.3S)
- Multi-disk parking brake
- Integrated rear weights
- Radial Piston Wheel Motor
- Hydraulic oil cooler
- Hydraulic multiconnector
- ROPS-FOPS Level I
- LCD graphic display with programmed service (tachometer, hour meter, fuel gauge, maintenance light, light indicator and other 14 indicators)
- 2 front working light
- Ergonomic full adjustable suspension seat with armrests and safety belt
- 2 speed (only 7.3S)
- Radial piston high efficiency and heavy duty wheel motors

7 SERIES - FEATURES AND OPTIONS

| Options | Code | Price |
|--|---------|-------|
| Attachment coupling plate for rear mounting | C880031 | |
| Driver area cover | C880049 | |
| Rear weights 180 kg/396 lbs (90kg/198lbs+90kg/198 lbs) | C880054 | |
| 4 wheel spacer 10 mm (0.4 in) (max. 1 pcs for wheel) | C880090 | |
| Flat face coupling kit | C880221 | |
| Plexiglass windscreen (smart cabin) | C883000 | |
| Fully enclosed cab with sound insulation linen and mirrors | C883001 | |
| Heating system | C883002 | |
| High comfort heated seat | C883006 | |
| Biodegradable oil | C883007 | |
| Warning & Safety lights for road travel (with mirrors) | C883009 | |
| Floating boom valve | C883011 | |
| Rear hydraulic outlets - single | C883013 | |
| Rear hydraulic outlets - double | C883014 | |
| 3 additional working LED light | C883018 | |
| Left protection bar for operator | C883020 | |
| Backup warning beeper | C883021 | |
| Rear 12V electric socket | C883022 | |
| Additional front hydraulic outlets (not available for 7.2) | C883024 | |
| Plexiglass right side (smart cabin) | C883034 | |
| Plexiglass back window (smart cabin) | C883035 | |
| Rear bull bar with side extensions | C883036 | |
| Automatic locking plate | C883038 | |
| Beacon light | C883039 | |
| 3 additional working halogen light | C883064 | |
| Torque divider for 7.2 | C883600 | |
| Multifunction joystick (only 7.2) | C883702 | |
| Tractor tires 23x8.50-12, set of 4 | C884005 | |
| Grass tires 23x8.50-12, set of 4 | C884006 | |

7 SERIES - FEATURES AND OPTIONS

| Options | Code | Price |
|---|-------------|-------|
| Grass tires 23x10.50-12 ET-25, set of 4 | C884008 | |
| Tractor tires 26x12.00-12 ET-50, set of 4 | C884009 | |
| Grass tires 26x12.00-12 ET-50, set of 4 | C884010 | |
| Skid tires 27x8.50-15, set of 4 | C884011 | |
| Skid tires 27x10.50-15, set of 4 | C884012 | |
| Wheel spacer 55 mm (2.2 in), set of 4 | C885010 | |
| Trailer coupling | C885014 | |
| 220 V engine block heater | C885250 | |
| 110 V engine block heater | C885255 | |
| Snow chains for wheel | see page 60 | |

| Machine packages | Code | Price |
|------------------|--|------------|
| 7.2 | ALL SEASON: Fully enclosed cab with sound insulation linen and mirrors + Heating system + Floating boom valve + Work light kit + Engine Block Heater | C962015/AS |
| | COMFORT: High comfort heated seat + 3 additional working led lights + Floating boom valve | C962015/C |
| 7.3+ | ALL SEASON: Fully enclosed cab with sound insulation linen and mirrors + Heating system + Floating boom valve + Work light kit + Engine Block Heater | C962005/AS |
| | COMFORT: High comfort heated seat + 3 additional working led lights + Floating boom valve | C962005/C |
| 7.3S | ALL SEASON: Fully enclosed cab with sound insulation linen and mirrors + Heating system + Floating boom valve + Work light kit + Engine Block Heater | C962010/AS |
| | COMFORT: High comfort heated seat + 3 additional working led lights + Floating boom valve | C962010/C |